





Introduction: Why Home Additions Go Wrong (And How to Get Them Right)

Adding space to your home sounds simple.

You need more room—so you build it.

But in reality, home additions are one of the most complex home improvement projects.

They involve:

- Structural changes

- Budget decisions
- Design challenges
- Long-term planning

And most importantly...

Mistakes are expensive.

That's why understanding what are the top tips for a home addition is not just helpful—it's essential.

Because a well-planned addition doesn't just add space.

It adds value, comfort, and functionality.

Understanding How Home Additions Actually Work

Before planning anything, it's important to understand the process.

A home addition is not just attaching a new room.

It's integrating a new structure into an existing one.

This means:

- Matching foundations
- Connecting utilities
- Maintaining structural integrity

It also means working within:

- Local building codes
- Permits
- Property limits

Skipping this understanding is where many homeowners go wrong.

Start With a Clear Purpose (Not Just More Space)





One of the biggest mistakes is building without a defined purpose.

More space alone is not enough.

You need clarity.

Are you adding:

- A home office?
- A larger kitchen?
- An extra bedroom?

Each purpose affects:

- Layout
- Design
- Budget

A home office, for example, requires privacy and quiet. A kitchen extension needs plumbing, ventilation, and flow.

Without a clear purpose, the design becomes inefficient.

Set a Realistic Budget From the Beginning

Budgeting is where most projects fail.

Not because people don't plan.

But because they underestimate.

A home addition includes:

- Materials
- Labor
- Permits
- Unexpected costs

And there are always unexpected costs.

Planning for a budget buffer (typically 10–20%) is critical.

Example insight:

A 20×20 room addition can cost significantly depending on location, materials, and complexity. Underestimating this leads to unfinished or compromised projects.

Design Matters More Than Size



Bigger is not always better.

Better design is.

A poorly designed large addition can feel disconnected.

A well-designed smaller one feels natural.

The goal is integration.

Your addition should look and feel like it was always part of the home.

This includes:

- Matching materials
- Consistent architectural style
- Smooth interior flow

Blueprints Are Not Optional

A clear plan is the foundation of everything.

Blueprints help:

- Visualize the final result
- Avoid structural issues
- Communicate with contractors

Without proper plans, mistakes multiply.

And fixing them later costs far more than planning upfront.

Think About Flow, Not Just Space

One of the most overlooked aspects is how the new space connects to the existing home.

Does it:

- Interrupt movement?

- Block natural light?
- Create awkward transitions?

A good addition improves flow.

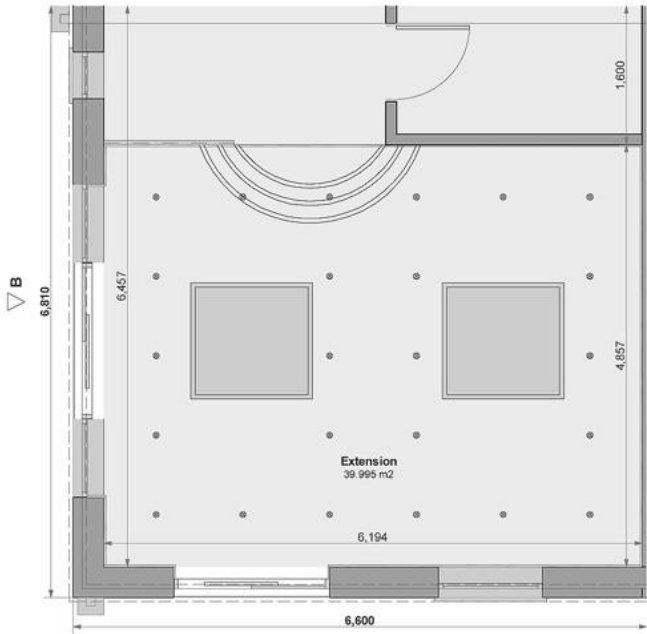
It should make the home feel more functional—not more complicated.

□ For better layout planning, explore:

<https://homenarratives.com/how-to-use-space-effectively-in-a-home/>

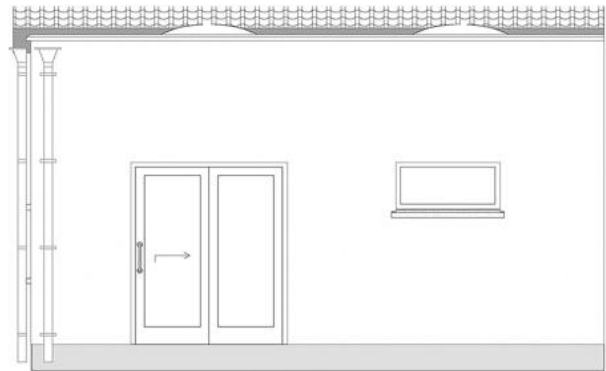
Understanding space usage prevents design mistakes.

Additions to Small Houses Require Smarter Planning




A \triangle
Plan 1:50

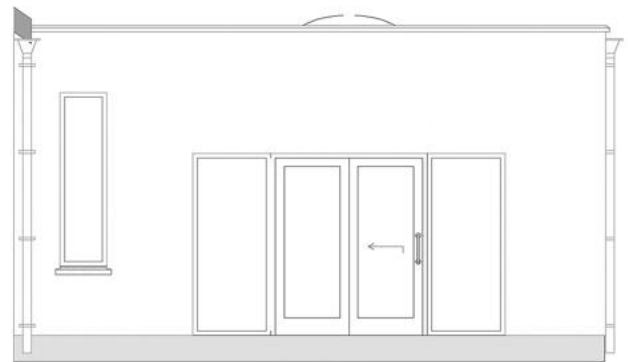
Do not scale off this drawing. All dimensions are in millimeters. This drawing remains the copyright of ECOS



A Front Elevation 1:50



info@ecospace.ie
www.ecospace.ie



B Left Elevation 1:50



Small homes benefit the most from additions.

But they also require the most precision.

You don't have room for mistakes.

In smaller homes, every square foot must serve a purpose.

That means:

- Multi-functional spaces
- Smart storage
- Efficient layouts

A poorly planned addition can make a small home feel crowded.

A smart one makes it feel twice as large.

Consider the Exterior Impact (Especially Front Additions)

An addition changes how your home looks from the outside.

This is especially important for front-of-house additions.

A mismatched design can:

- Reduce curb appeal
- Lower property value

While a well-designed addition can:

- Enhance the overall look
- Increase resale value

Always think beyond the interior.

Home Office Additions: A Growing Trend

The demand for home office spaces has increased significantly.

But adding an office is not just about space.

It's about function.

A good home office addition should:

- Be quiet
- Have natural light
- Be separate from distractions

Poor placement can make it unusable.

Cool Home Addition Ideas That Actually Add

Value





Some additions go beyond basic needs.

Sunrooms, second-story additions, and garage conversions are popular options.

But the key is value.

Not every “cool” idea is practical.

Choose additions that:

- Improve daily living
- Increase home value
- Fit your lifestyle

Common Mistakes to Avoid

Most home addition problems are predictable.

Building without permits can lead to legal issues.

Underestimating budget creates financial stress.

Ignoring design flow results in awkward spaces.

And choosing the wrong contractor leads to delays and poor quality.

These mistakes are common—but avoidable.

What Not to Tell Your Contractor

Communication matters.

But so does clarity.

Avoid vague instructions like:

- “Just make it look good”
- “Do whatever works”

Be specific.

Clear expectations lead to better results.

External Expert Resource

For professional renovation [insights](#):

This platform provides expert guidance on home construction and planning.

Real Insight: What Makes a Home Addition Successful

After observing many projects, one thing stands out.

Successful additions are not the biggest.

They are the most thoughtful.

They:

- Solve a real problem
- Fit naturally into the home
- Stay within budget
- Improve daily life

Unsuccessful ones often:

- Focus only on size
- Ignore design
- Rush planning

The difference is not money.

It's strategy.

FAQs: What Are the Top Tips for a Home Addition

How much should a 20×20 addition cost?

Costs vary widely, but they depend on materials, labor, and location. Always plan for extra expenses.

What are common mistakes with addition property?

Poor planning, underestimating costs, and ignoring design flow are the most common mistakes.

What should you avoid telling your contractor?

Avoid vague instructions. Be clear about expectations, budget, and design goals.

Conclusion: Build Smarter, Not Just Bigger

A home addition is not just about adding space.

It's about improving how your home works.

When done right, it:

- Enhances comfort
- Increases value
- Solves real problems

But when done poorly, it creates more issues than it solves.

The difference comes down to planning.

So before you start building...

Take the time to understand what really matters.

Because the best home additions are not the biggest ones.

They're the smartest ones.